

# Vaquero UC Team Comparisons

## UC Cross Country 2015

How does this UC team compare to teams from the past?

FS '15	FS '14	FS '13	FS '12	FS '11	FS '10	FS '09	FS '08	FS '07	FS '06	FS '05	FS '04	FS '03	FS '02
8:52	#	8:33	8:44	8:38	8:55	#	8:35	8:44	8:07%	8:21	8:38	8:02@	8:43
9:10	9:16	8:38	8:53	9:01	9:03	9:13	9:08	9:00	#	9:04	8:38	8:58	8:44
9:42	9:37	8:43	9:02	9:14	9:04	9:39	9:16	10:06	8:38	9:05	8:50	9:08	8:56
9:51	9:48	8:58	9:06	9:20	#	10:00	9:19	10:11	8:59	9:36	9:11	9:08	9:12
9:52	10:18	#	9:46	9:29	9:31	10:31	9:50	10:13	9:18	9:48		9:26	9:31
10:23		9:12	9:55	9:32	9:43			10:18	9:18			9:59	9:37
10:35		9:19	10:05	9:56	9:51				9:21			9:59	9:57
10:39		9:53		10:01	10:03								
		10:19			10:05								


G '15	G '14	G '13	G '12	G '11	G '10	G '09	G '08	G '07	G '06	G '05	G '04	G '03	G '02
9:38	#	#	#	#	#	9:40	#	9:33	9:18	#	#	9:14	9:13
#	#	10:13	9:52	9:36	9:44	9:41	9:53	#	9:47	#	#	9:44	9:32
10:04	9:54	#	10:04	9:43	10:04	#	10:10	#	#	9:31	#	10:02	10:19
10:26	10:21	#	10:19	10:05	10:12	10:04	10:11	10:21	10:01	10:16	9:58	10:19	10:24
10:35	10:37	10:50	10:21	10:26	10:25	10:09	10:49	11:14	10:10	10:19	10:32	10:20	10:31
10:43	10:44	11:01	10:22	10:41	10:40	10:29	11:33	11:29	10:19	10:45	10:34	10:53	10:37
10:56	(10:44)		10:33	10:47	10:51	10:48			10:40	10:46	10:49	11:10	10:44
11:35	11:06		10:38	10:58	11:02	10:57			11:08	10:55	11:02	11:15	11:08
11:44			10:39	10:58		11:13				11:02	11:17		
			10:39	11:01									
			11:02	11:02									
			11:05										
			11:06										

JS '15	JS '14	JS '13	JS '12	JS '11	JS '10	JS '09	JS '08	JS '07	JS '06	JS '05	JS '04	JS '03	JS '02
#	10:25	10:40	10:26%	#	10:33	10:39^	#	#	#	#	#	11:10	10:14
#	10:27	10:46	10:54	10:59	11:15	10:39^	10:40	#	11:14	#	#	11:21	10:19
11:08	10:39	11:04	11:16	#		11:24^	10:59	11:14	#	#	#	11:33	10:36
11:14	10:46	#	#			11:29^	11:02	11:32	11:46	11:03	11:08	11:47	11:01
11:26	11:09	#					11:14	11:39		#	11:15	11:54	11:03
11:40	11:16	11:10					11:30	11:54		11:33	11:28		11:04
11:42	11:16									12:13	11:43		11:12
11:50													12:15
11:53													


^ = extrapolated time (2.15 mi from 1.87 mi)


# = missing athlete (dnr)      % = fastest time of day

\* = shorter Fr-So race      @ = Course Record

 = scoring members on 2002 2nd place state team

 = depth baseline

 = sub 10:00g/11:00b

 = sub 9:00 b F-S

 = key improvement area