

# Vaquero UC Team Comparisons



## UC Cross Country 2016



FS '16	FS '15	FS '14	FS '13	FS '12	FS '11	FS '10	FS '09	FS '08	FS '07	FS '06	FS '05	FS '04	FS '03	FS '02
9:00	8:52	#	8:33	8:44	8:38	8:55	#	8:35	8:44	8:07%	8:21	8:38	8:02@	8:43
9:38	9:10	9:16	8:38	8:53	9:01	9:03	9:13	9:08	9:00	#	9:04	8:38	8:58	8:44
9:42	9:42	9:37	8:43	9:02	9:14	9:04	9:39	9:16	10:06	8:38	9:05	8:50	9:08	8:56
9:49	9:51	9:48	8:58	9:06	9:20	#	10:00	9:19	10:11	8:59	9:36	9:11	9:08	9:12
9:56	9:52	10:18	#	9:46	9:29	9:31	10:31	9:50	10:13	9:18	9:48		9:26	9:31
9:56	10:23		9:12	9:55	9:32	9:43			10:18	9:18			9:59	9:37
10:12	10:35		9:19	10:05	9:56	9:51				9:21			9:59	9:57
10:20	10:39		9:53		10:01	10:03								
10:23			10:19			10:05								

G '16	G '15	G '14	G '13	G '12	G '11	G '10	G '09	G '08	G '07	G '06	G '05	G '04	G '03	G '02
9:24	9:38	#	#	#	#	#	9:40	#	9:33	9:18	#	#	9:14	9:13
9:58	#	#	10:13	9:52	9:36	9:44	9:41	9:53	#	9:47	#	#	9:44	9:32
9:59	10:04	9:54	#	10:04	9:43	10:04	#	10:10	#	#	9:31	#	10:02	10:19
10:01	10:26	10:21	#	10:19	10:05	10:12	10:04	10:11	10:21	10:01	10:16	9:58	10:19	10:24
10:05	10:35	10:37	10:50	10:21	10:26	10:25	10:09	10:49	11:14	10:10	10:19	10:32	10:20	10:31
#	10:43	10:44	11:01	10:22	10:41	10:40	10:29	11:33	11:29	10:19	10:45	10:34	10:53	10:37
10:07	10:56	(10:44)		10:33	10:47	10:51	10:48			10:40	10:46	10:49	11:10	10:44
10:37	11:35	11:06		10:38	10:58	11:02	10:57			11:08	10:55	11:02	11:15	11:08
10:40	11:44			10:39	10:58		11:13				11:02	11:17		
10:51				10:39	11:01									
10:52				11:02	11:02									
10:56				11:05										
11:04				11:06										

^ = extrapolated time (2.15 mi from 1.87 mi)  
 # = missing athlete (dnr)  
 \* = shorter Fr-So race  
 % = fastest time of day  
 @ = Course Record

JS '16	JS '15	JS '14	JS '13	JS '12	JS '11	JS '10	JS '09	JS '08	JS '07	JS '06	JS '05	JS '04	JS '03	JS '02
11:01	#	10:25	10:40	10:26%	#	10:33	10:39^	#	#	#	#	#	11:10	10:14
11:33	#	10:27	10:46	10:54	10:59	11:15	10:39^	10:40	#	11:14	#	#	11:21	10:19
11:40	11:08	10:39	11:04	11:16	#		11:24^	10:59	11:14	#	#	#	11:33	10:36
12:01	11:14	10:46	#	#			11:29^	11:02	11:32	11:46	11:03	11:08	11:47	11:01
12:38	11:26	11:09	#					11:14	11:39		#	11:15	11:54	11:03
12:42	11:40	11:16	11:10					11:30	11:54		11:33	11:28		11:04
	11:42	11:16									12:13	11:43		11:12
	11:50													12:15
	11:53													

 =scoring members on 2002 2nd place state team  
 =depth baseline

 =sub 10:00g/11:00b  
 =sub 9:00 b F-S